

# **POWER! Moves: Understanding How Cultural Competence Affects EL Motivation**



**Good Afternoon,**

**Welcome to our session.**

**Please go to the following link and complete the sign-in sheet.**



**<https://www.surveymonkey.com/r/3BBBHXC>**



# Tap into your vision.....

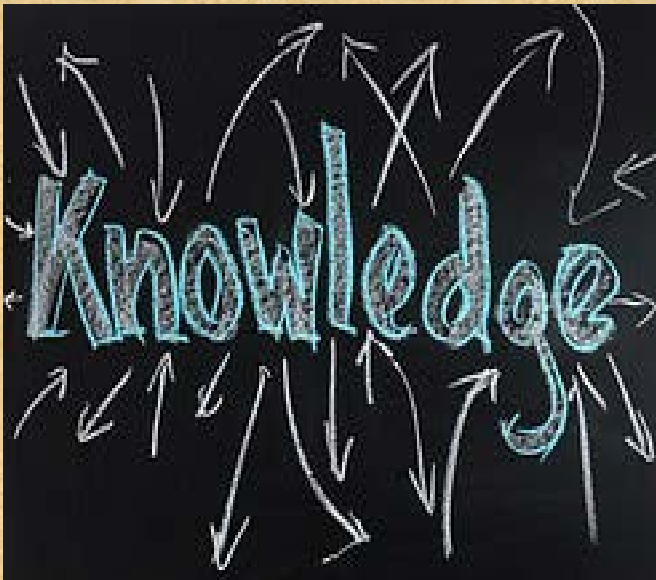


- **Now that you are settled, please use a sheet of paper to draw an image for power.**
- **Be prepared to share.**





Be the CHANGE  
you want to see  
in the WORLD.







# The POWER! Moves Concept

**\*Encourages you elevate yourself to a higher level of performance as an educator**

-raise the bar

-move teachers from good to great

-reminds you to not be complacent





# The POWER! Moves Concept

**\*Challenges educators to examine/reflect on their teaching practices**

- critical reflection is key
- forces 'ah-ha' moments
- helps focus on areas for improvement






# The **POWER!** Moves Concept

**\*Build traits to help lead your students to achieve goals**

- provide pathways for success
- builds leaders
- can apply all aspects of life







# Put it into perspective.....Let's break it down!

**P-** potential, positionality, purpose, praise, propel



**O-** original, opportunity, optimize, overt, organize

**W-** wise, willing, warrior, witty, working



**E-** engage, embrace, ebullient, empower, enlighten

**R-** respect, reconnect, recognize, reconstruct,  
revolutionize



*Each letter represents words that embodies the true essence of what it means genuinely and purposefully understand how to use culture to increase student achievement.*

*These words serve as a guide of how to put it into action.*



# **Relevance.....Why focus on culture???**

Take a few moments to discuss with your neighbors.



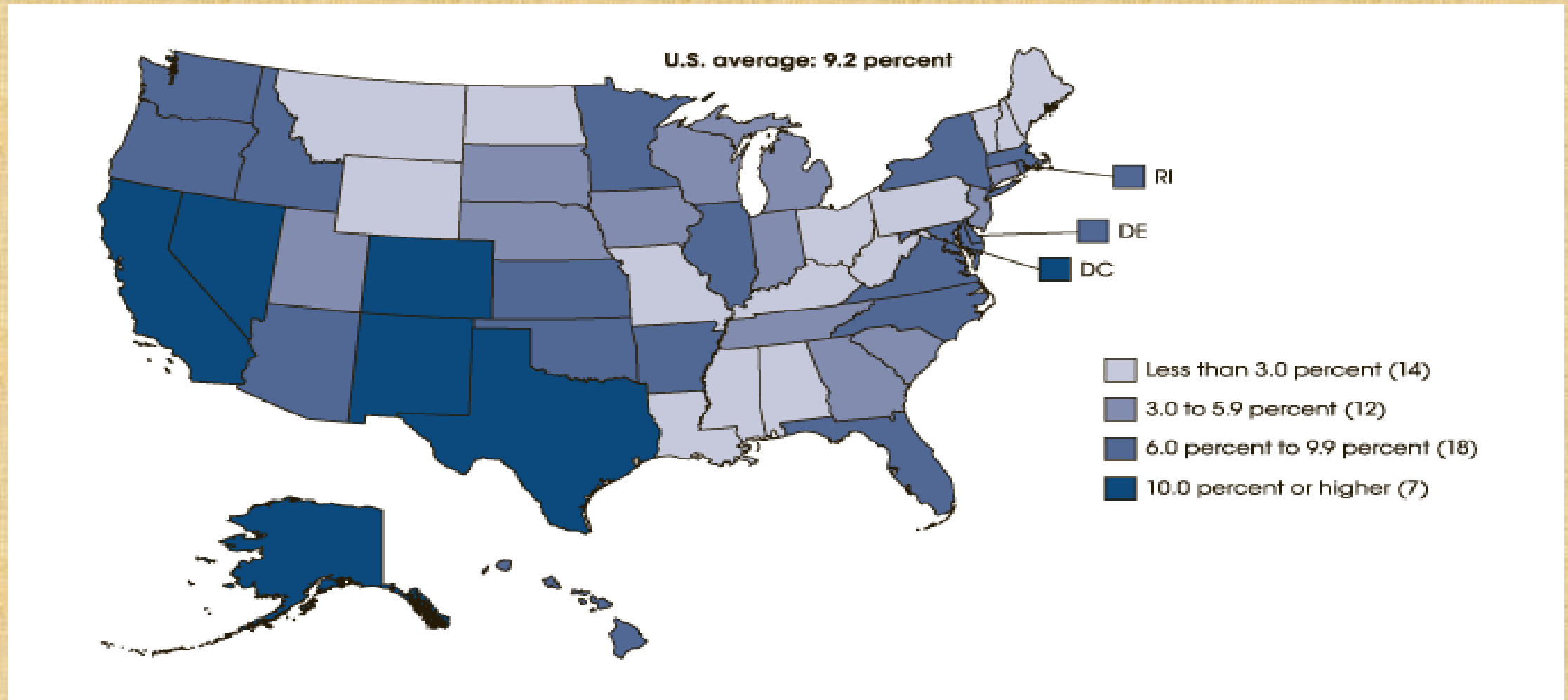
Be prepared to share.







# Figure 1. Percentage of public school students who are English language learners, by state: School year 2012–13



Categorization based on unrounded percentages.

SOURCE: U.S. Department of Education, National Center for Education Statistics, Common Core of Data (CCD), "Local Education Agency Universe

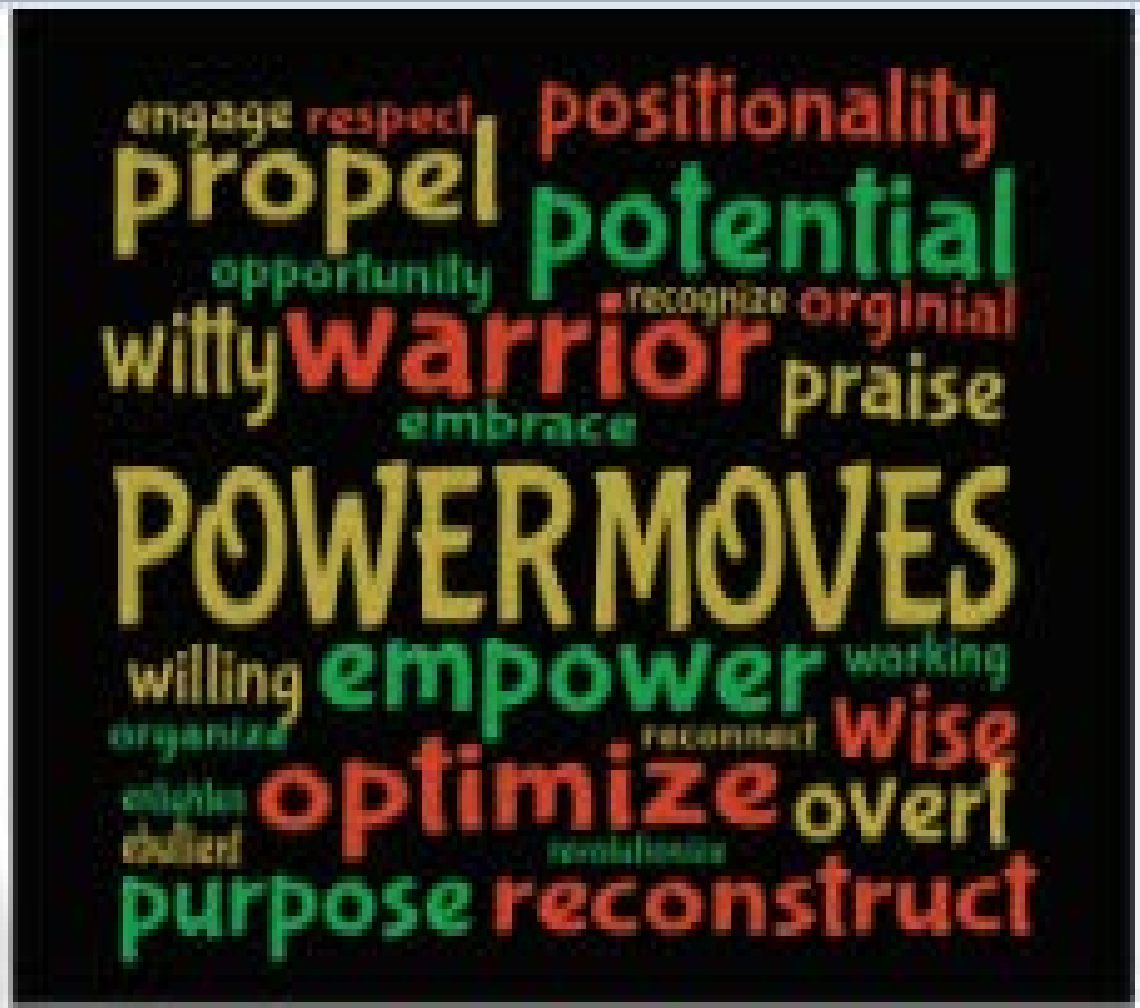
Survey," 2012–13. See *Digest of Education Statistics 2014*, table 204.20 •



**WHERE DO YOU STAND?**



WHERE DO YOU STAND?



engage respect positionality  
propel potential  
opportunity recognize original  
witty warrior praise  
embrace  
POWER MOVES  
willing empower working  
organized reconnect wise  
optimize over  
purpose reconstruct



# Supporting Educators in becoming **CULTURALLY PROFICIENT** and motivating students to achieve.

- Before we move on, please take a few minutes to complete the self-evaluation.
- Be honest in your responses, as this will increase relevance and application to your own practices.
- Your responses will remain confidential. We are **NOT** collecting completed surveys.







# Time to play!

The *Cultural Competence Continuum* identifies the range of values and behaviors of an individual and/or the policies and practices of an organization reflecting their response to diversity.

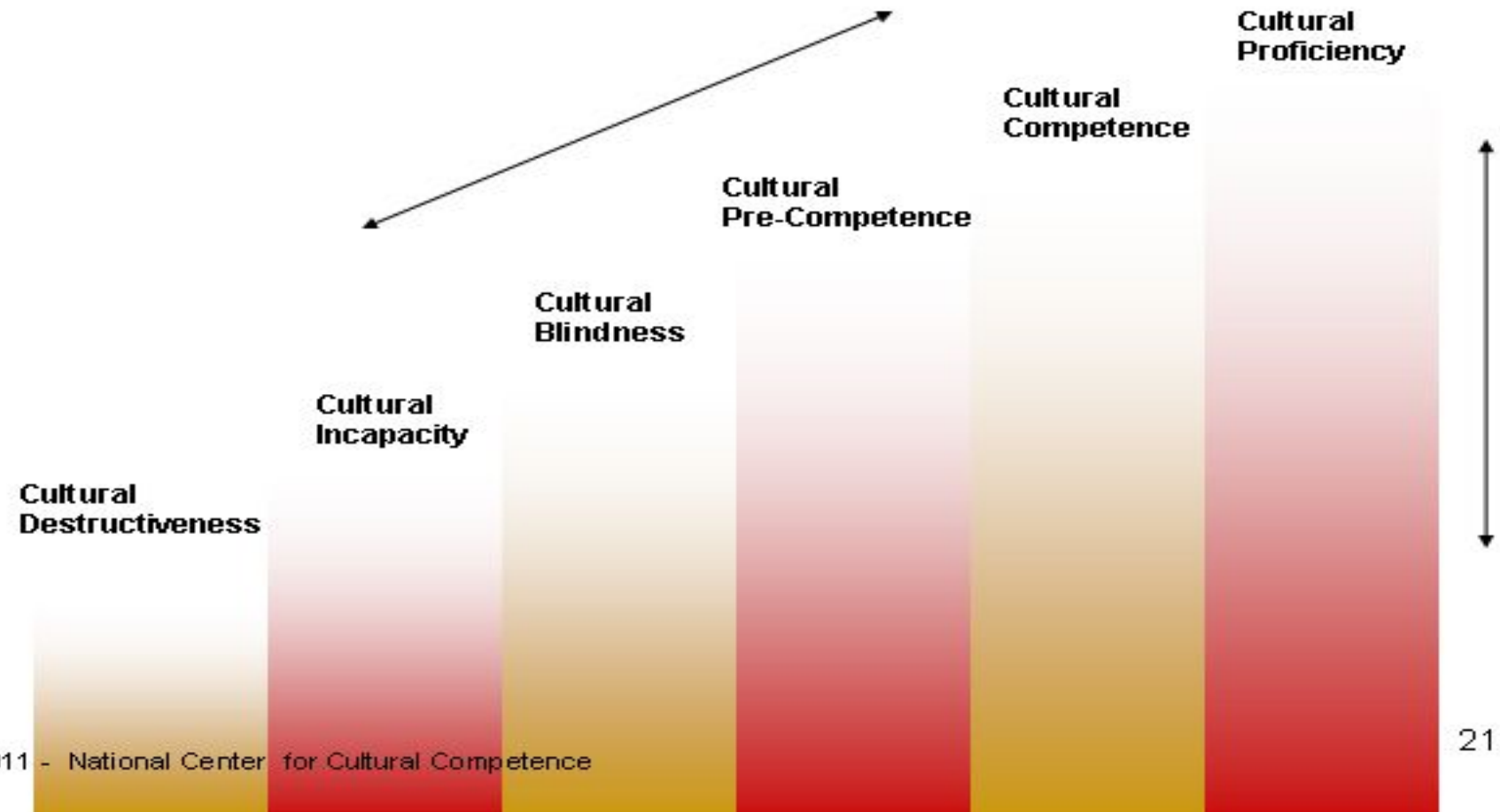
Now it's time to test your knowledge of terminology related to the cultural competence continuum.

Join at **kahoot.it** with Game PIN: **519697**

Source: *Cultural Proficiency, A Manual for School Leaders, 2nd Edition* by Randall B. Lindsey, Kikanza Nuri Robins, and Raymond D. Terrell

# Cultural Competence Continuum

(Cross, Bazron, Dennis and Isaacs, 1989)





# **Why focus on culture?**

Culture is a broad term and encompasses many things. Generally, when the term culture is used we think of language, food, art, music, religion, customs, and beliefs. Today's schools must focus on and address more complex elements of culture like defusing racial tensions, addressing cultural prejudices, respecting sexual orientation, attending to the needs of the transgender population, and combating the false images of reality portrayed in the media.





# Time to **MOVE** it along the continuum.....

**M**-*Motivate* yourself to develop an awareness of cultural differences amongst your students

**O**-*Optimize* the *opportunities* that bridge connections between culture and content in an academic setting

**V**-*Validate, Value, Velocity* – find your momentum and keep the pace

**E**-*energize* your resources to help you reach your full potential

**S**- *strategize* your resources to sustain progress



**Think about how you will sustain this shift in a constantly evolving setting.**





# How can we use culture to empower students and move ourselves along the continuum?

For each letter of the MOVES continuum, you will provide examples of what this means to you within the context of the POWER! Moves framework.



You have the option of doing 2 things:

1. Write your ideas on the chart paper around the room in a gallery walk.
2. Go to this site and post your ideas.

[PollEv.com/camellesimmo462](https://www.pollEv.com/camellesimmo462)

You will have 3 minutes to do this. When the music stops, please return to your seat and prepare to share your thoughts.





# Your poll will show here

**1**

Install the app from  
[pollev.com/app](https://pollev.com/app)

**2**

Make sure you are in  
Slide Show mode

Still not working? Get help at [pollev.com/app/help](https://pollev.com/app/help)  
*or*

[Open poll in your web browser](#)







# Next steps in moving along the continuum

- \* Workbook for teachers and administrators preview.
- \* PD sessions to work on bridging culture and learning.

## *A Leader's Guide in Making Strides Toward Reaching Cultural Proficiency Using Power Moves*



POWER MOVES:

### APPENDIX

1. Guide to using the Cultural Proficiency Evaluation
2. Cultural Proficiency Evaluation
3. Activities to increase cultural awareness
4. Power Moves poster
5. Contact information



# Personal Success Stories.....



[www.powermovesedu.wix.com/moves](http://www.powermovesedu.wix.com/moves)



# Tips for Success.....



1. Value diversity
2. Conscience effort to connect
3. Acknowledge differences
4. Embrace the change in dynamics or population of students
5. Respect for all
6. Give kids opportunities to show case culture in and organized structure format
7. Solicit community support
8. Encourage & invite parents to be active participants in the school
9. Host annual or bi-annual free community event
10. Support community events via volunteering
11. Tell and show the kids you care about them





**THANK YOU**

Contact Info:

Terri Lewis

Camelle Simmons

[powermovesedu@gmail.com](mailto:powermovesedu@gmail.com)